


# PHONICS of the Week

## LETTER

### Activity Books



Lavinia Pop

**Thank you** for downloading this product; I hope you will enjoy using it and that it will be a valuable resource for you! I value your feedback, so please don't hesitate to contact me if you have any concerns whatsoever as I will endeavour to address them. And if you like what I've done, please let me know by leaving feedback at my online store :)

*Lavinia*

[lavinia@inmyworld.com.au](mailto:lavinia@inmyworld.com.au)

ILLUSTRATIONS Just So Scrappy 2, Pink Cat Studio, TeacherScrapbook, Little Red, Jessica Weible Illustrations, Dancing Crayon Designs, Blue Bees Workshop, Ramona Majdis, Kari Bolt, Whimsy Clips

[www.justsoscrappytoo.com](http://www.justsoscrappytoo.com) [www.pinkcatstudio.com](http://www.pinkcatstudio.com) [www.teacherspayteachers.com/Store/Teacherscrapbook](http://www.teacherspayteachers.com/Store/Teacherscrapbook)  
[www.teacherspayteachers.com/Store/Littlered](http://www.teacherspayteachers.com/Store/Littlered) [www.shopjwillustrations.com](http://www.shopjwillustrations.com) [www.dancingcrayon.com](http://www.dancingcrayon.com)  
[www.teacherspayteachers.com/Store/Blue-Bees-Workshp](http://www.teacherspayteachers.com/Store/Blue-Bees-Workshp) [www.teacherspayteachers.com/Store/Ramona-Majdis](http://www.teacherspayteachers.com/Store/Ramona-Majdis)  
[www.teacherspayteachers.com/Store/Kari-Bolt](http://www.teacherspayteachers.com/Store/Kari-Bolt) [www.teacherspayteachers.com/Store/Whimsy-Clips](http://www.teacherspayteachers.com/Store/Whimsy-Clips)

FONTS [www.schoolfonts.com.au](http://www.schoolfonts.com.au) [www.teacherspayteachers.com/Store/Kimberly-Geswein-Fonts](http://www.teacherspayteachers.com/Store/Kimberly-Geswein-Fonts)

**PRINTING TIP** This resource has been designed for printing on A4-sized paper. If you are printing on a different size, select "shrink to printable area" or "print to fit page" (or a similar option) in order for the contents of this unit to print correctly.

Copyright © 2013-2016 by Lavinia Pop – All rights reserved by author.

Purchase of this item entitles the purchaser the right to reproduce the pages for personal and classroom use. Duplication for other classes, an entire school or commercial purposes is strictly prohibited without written permission from the author. Minor editing is permitted only for personal use, however the document remains under copyright even when edited. Posting this item in whole or in part on the Internet in any form is strictly prohibited and is a violation of the Digital Millennium Copyright Act (DMCA). Please be fair and don't share! If you are not the original purchaser of this file, please visit my blog to obtain a link to one of my online stores. [www.inmyworld.com.au](http://www.inmyworld.com.au)

Click to connect...



[www.inmyworld.com.au](http://www.inmyworld.com.au)



[www.facebook.com/inmyworldlavinipop](http://www.facebook.com/inmyworldlavinipop)



[www.pinterest.com/lavinipop](http://www.pinterest.com/lavinipop)

# Introduction

## **About this book:**

This book contains 26 single-page foldable alphabet activity books intended for use with children in Preschool, Kindergarten (Prep) and Grade 1.

## **Directions for use:**

To make each of the booklets in this unit, first fold in half horizontally, and then fold again vertically. No cutting or stapling is required.

The tasks for each booklet are:






- tracing the upper and lower case focus letter
- identifying pictures that begin with the focus letter
- identifying the written focus letter in both upper and lower case

Happy Teaching :)

The pages in this packet were extracted from the Phonics Letter of the Week MEGA BUNDLE. Be sure to check it out if you require other alphabet worksheets and activities!


[www.teacherspayteachers.com/Product/Phonics-Alphabet-Letter-of-the-Week-MEGA-BUNDLE-1310552](http://www.teacherspayteachers.com/Product/Phonics-Alphabet-Letter-of-the-Week-MEGA-BUNDLE-1310552)



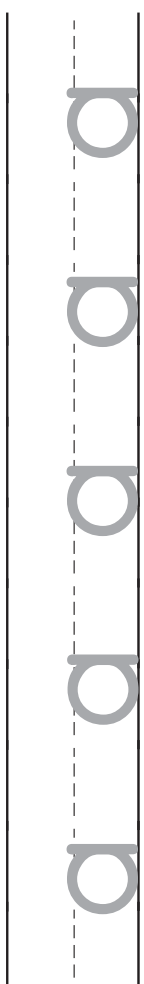
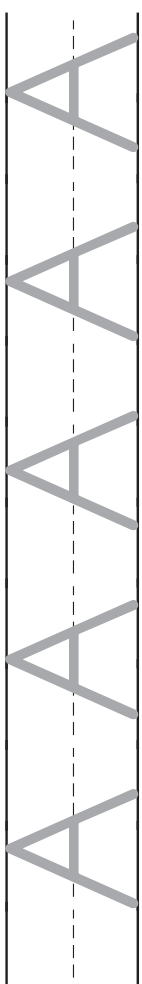


Circle the pictures that begin with "a".

Color A and a.



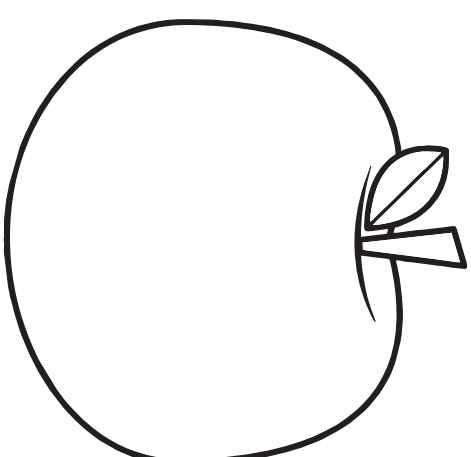
Trace the upper and lower case letters.



M Y





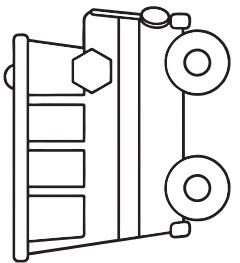
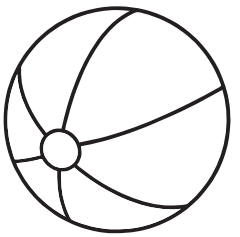
Aa

B O O K




Name: \_\_\_\_\_





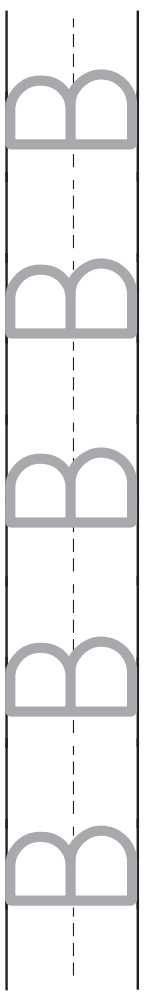
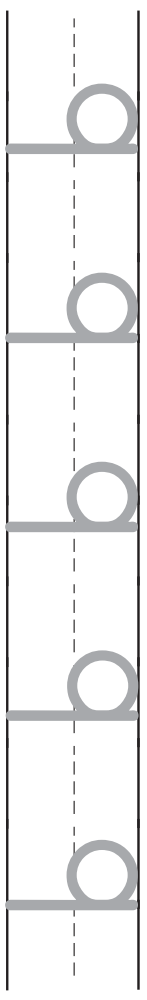


**Circle the pictures that begin with “b”.**

## Color B and b.



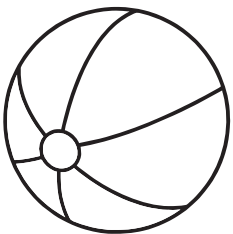
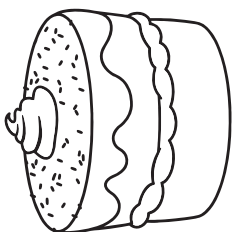
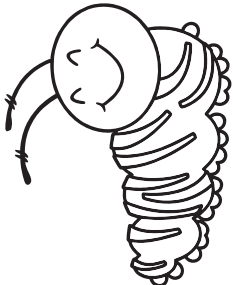

**Trace the upper and lower case letters.**



**BOOK**


Name:

\_\_\_\_\_

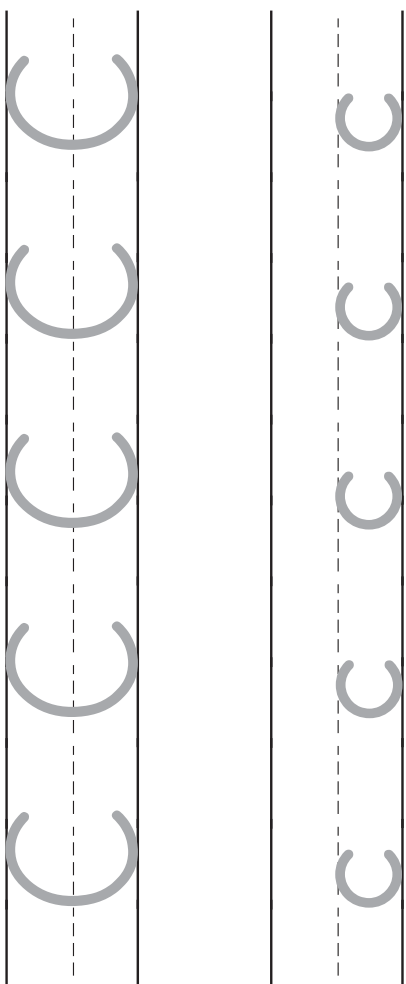


Circle the pictures that begin with "c".



Color c and c.



Trace the upper and lower case letters.








MY



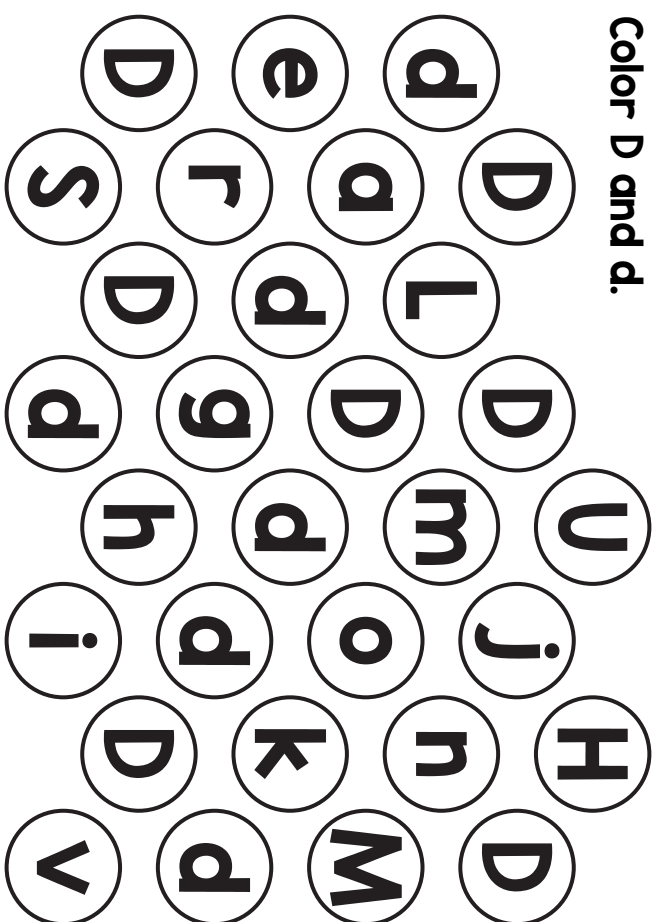
BOOK

Name: \_\_\_\_\_



Circle the pictures that begin with "d".


Color D and d.



M Y

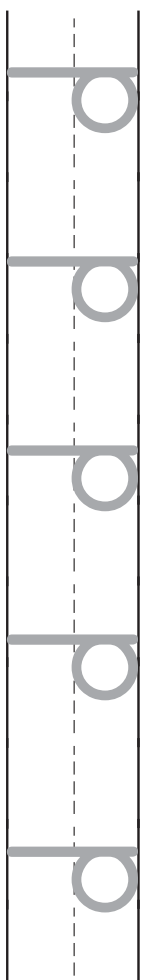
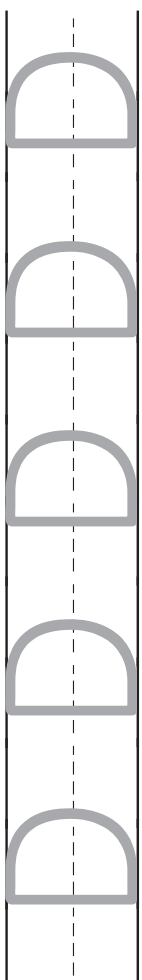
D d

B O O K





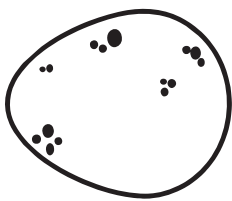


Name:

Trace the upper and lower case letters.








Circle the pictures that begin with "e".

Color E and e.

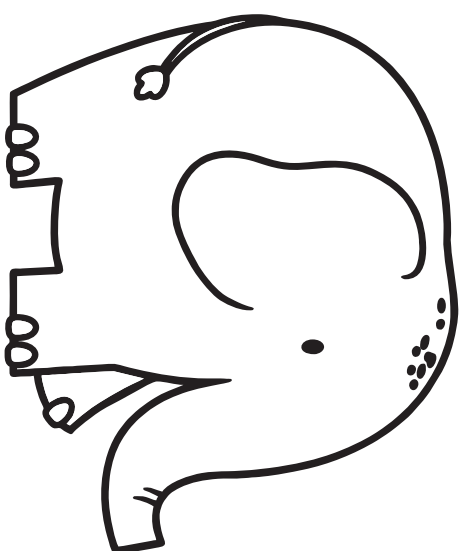
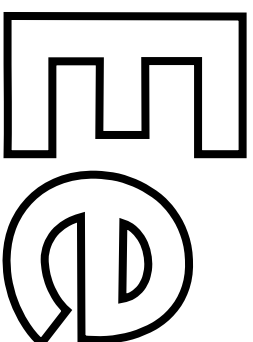


e e e e e

E E E E E



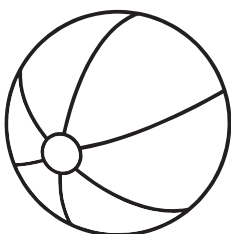

Trace the upper and lower case letters.

M Y




Name: \_\_\_\_\_

B \* O O K




Circle the pictures that begin with "f".

Color F and f.



MY

Ff

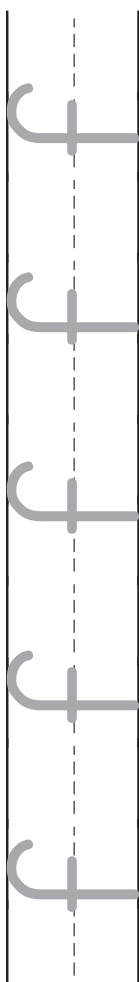
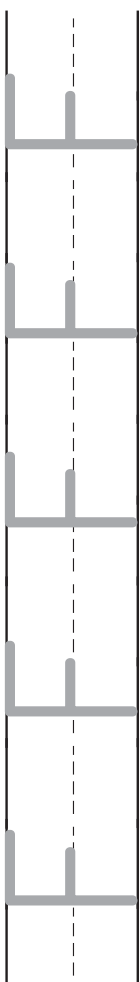




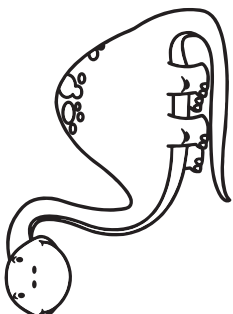


Name: \_\_\_\_\_

BOOK

Lavinia Pop © 2013


Trace the upper and lower case letters.





Circle the pictures that begin with "g".

Color G and g.



Trace the upper and lower case letters.

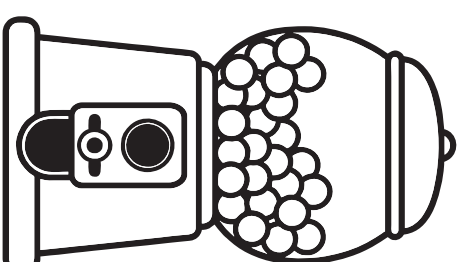
g g g g g

G G G G G

MY


Gg

BOOK

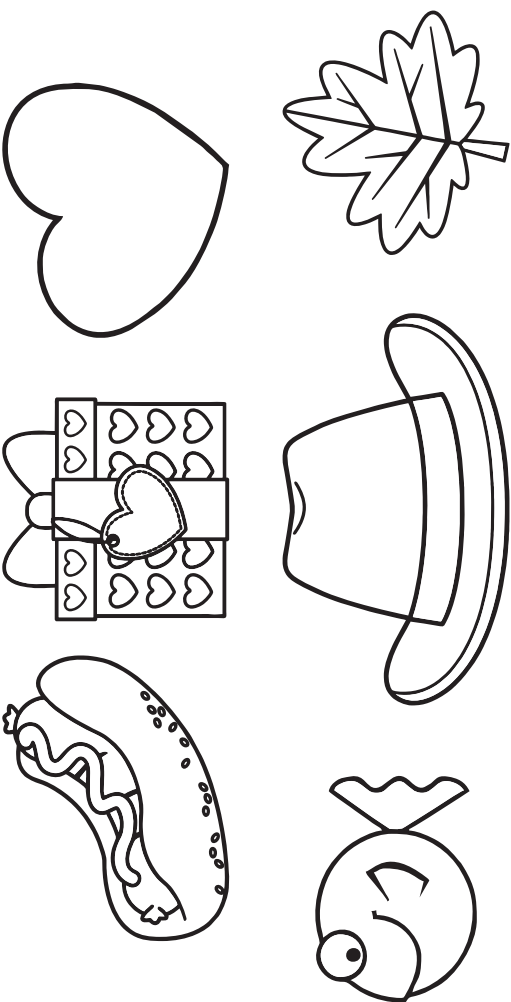


Name: \_\_\_\_\_

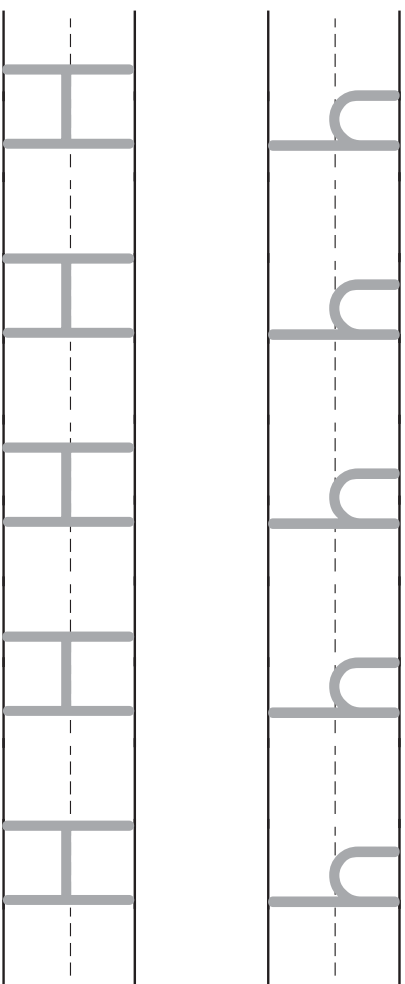
Color H and h.



Circle the pictures that begin with "h".

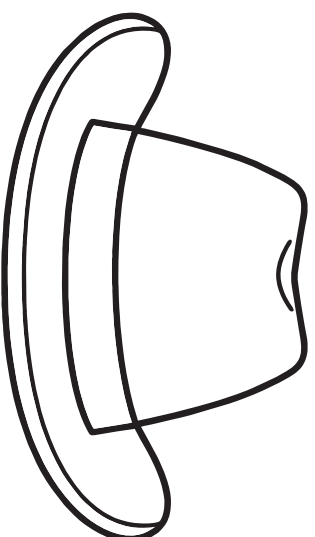


Trace the upper and lower case letters.








MY

Hi




BOOK

Name:




Circle the pictures that begin with "i".

Color I and i.



My

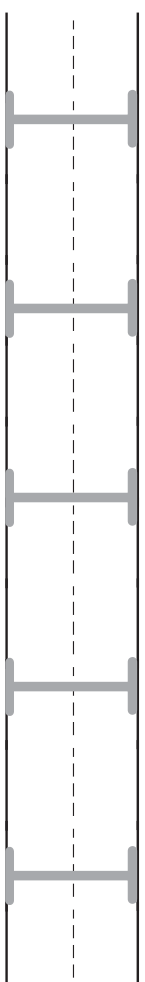
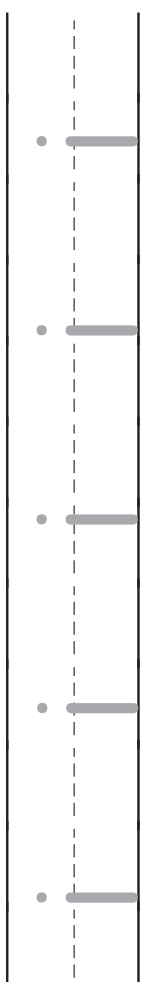
TI




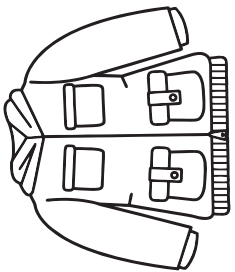
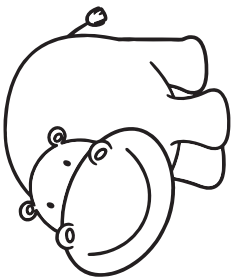


BOOK

Name:

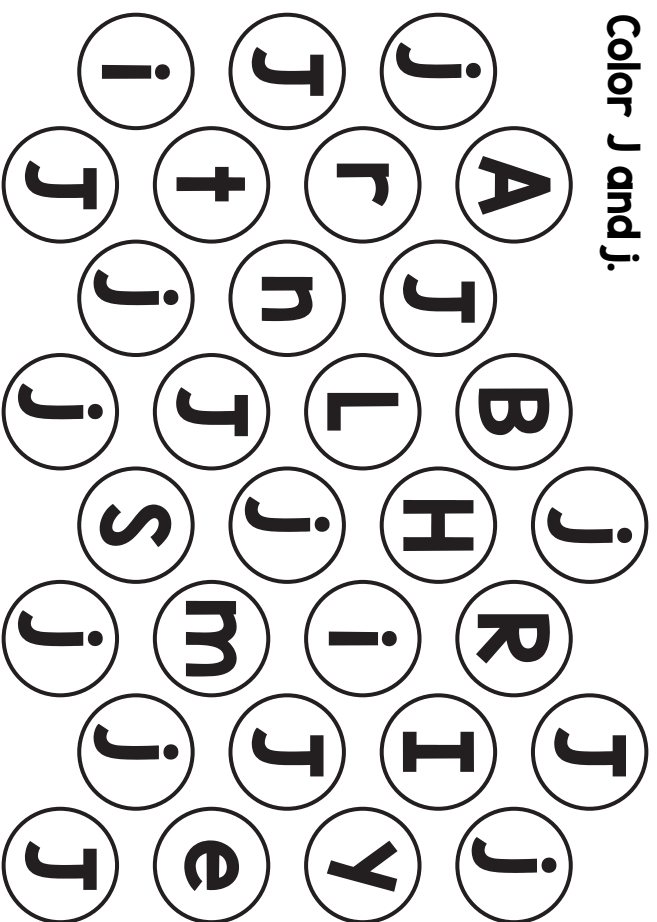
Trace the upper and lower case letters.




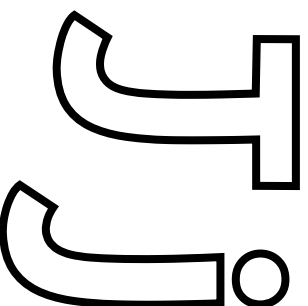
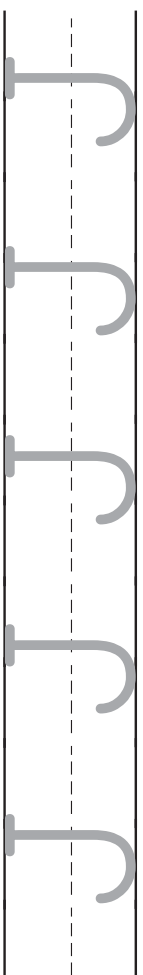
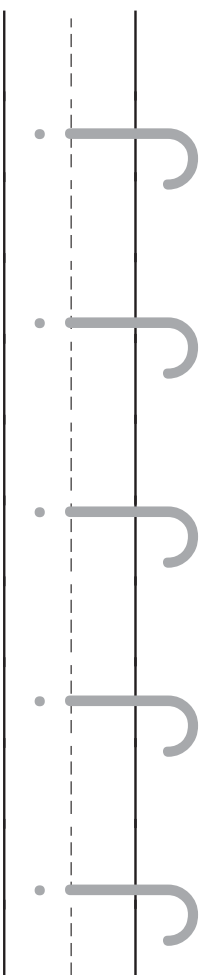


**Circle the pictures that begin with “j”.**

## Color j and j.



**Trace the upper and lower case letters.**



Name: \_\_\_\_\_


BOOK



Color k and k.


W X g O k k k r s m k k g k T F k k p d k P k I c k k

Circle the pictures that begin with "k".



Trace the upper and lower case letters.

Tracing lines for uppercase K and lowercase k. Each row contains five letters on a three-line grid (top, middle dashed, bottom).




MY K K

BOOK


Name:

A rectangular box for writing the name.

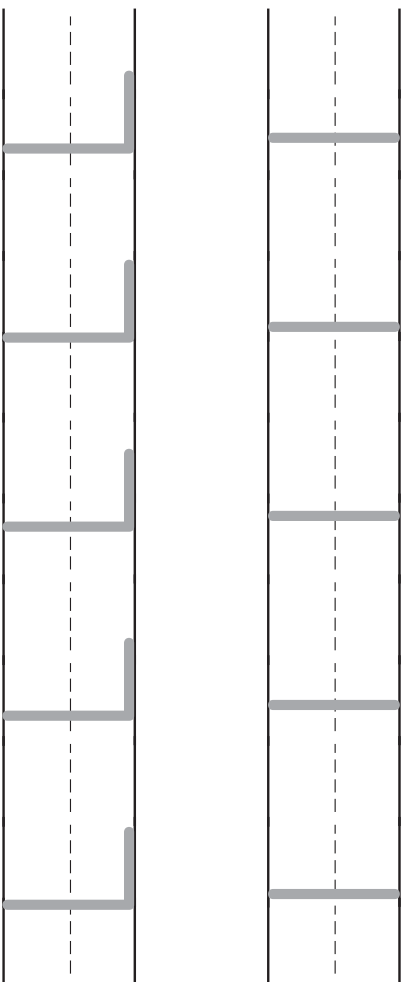
Color L and l.



Circle the pictures that begin with "l".




Trace the upper and lower case letters.




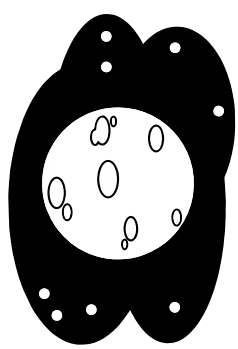
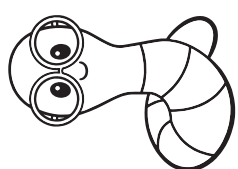
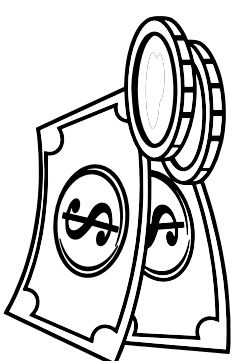

MY

L




BOOK

Name:



Circle the pictures that begin with "m".

Color M and m.




m m m m m

M M M M M

Trace the upper and lower case letters.

M Y


Mm



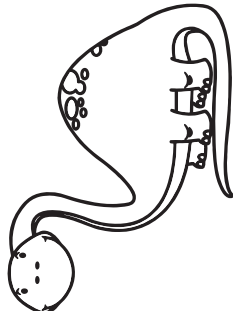




BOOK

Name:

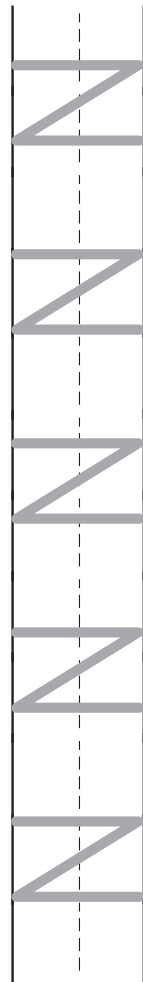
Color N and n.



Circle the pictures that begin with "n".




Trace the upper and lower case letters.







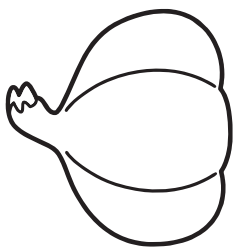

MY

Nn



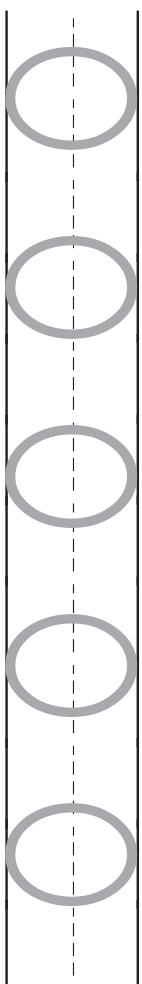

Name:

BOOK





Circle the pictures that begin with "o".


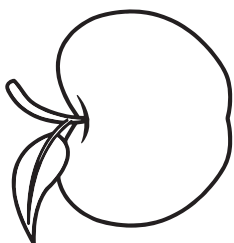

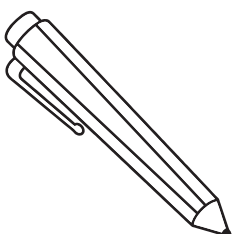
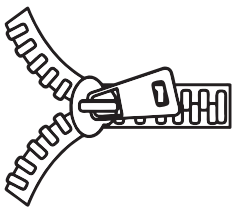
Color O and o.



Trace the upper and lower case letters.




Name: \_\_\_\_\_

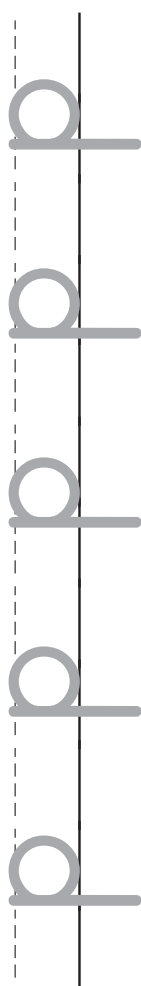
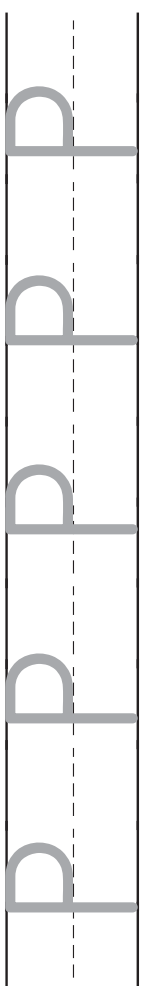


Circle the pictures that begin with "p".

Color P and p.



Trace the upper and lower case letters.






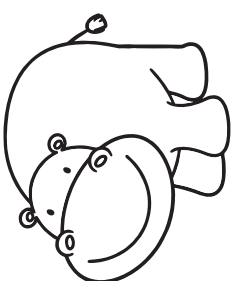
MY

Pp

BOOK

Name:






Circle the pictures that begin with "q".

Trace the upper and lower case letters.

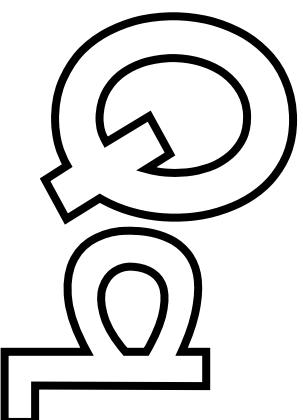
b b b b b

Q Q Q Q Q

Color Q and q.




MY




BOOK

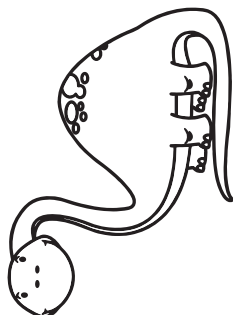





Name:



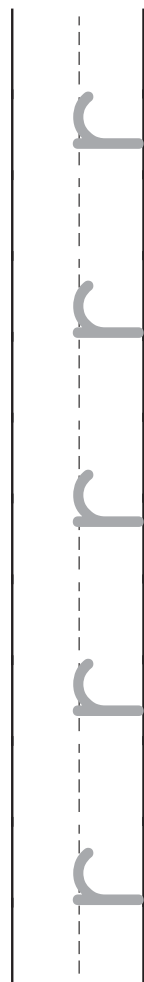
Color R and r.



Circle the pictures that begin with "r".




Trace the upper and lower case letters.






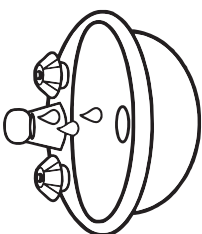

MY

RT




Name: \_\_\_\_\_

BOOK



Circle the pictures that begin with "s".

Color S and s.




s s s s

S S S S

Trace the upper and lower case letters.

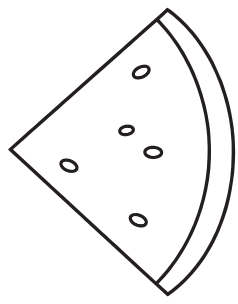
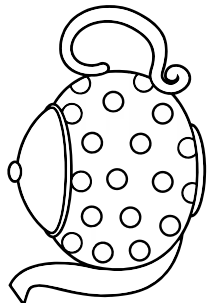


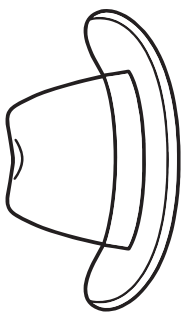
MY

S S




BOOK

Name:

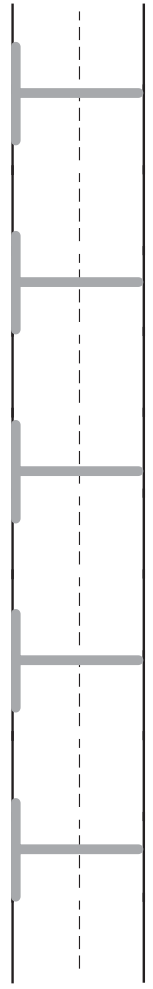
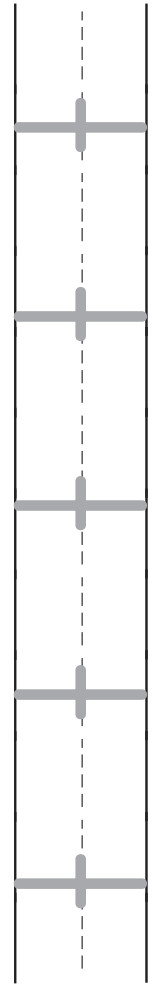


Circle the pictures that begin with "t".

Color T and t.

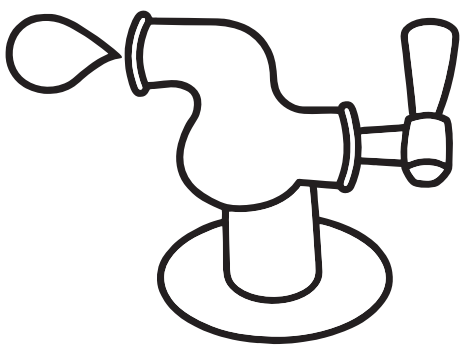


Trace the upper and lower case letters.







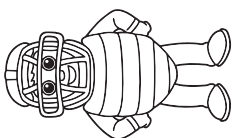
My

Tt




BOOK

Name:



Circle the pictures that begin with "u".

Color U and u.




Trace the upper and lower case letters.

u u u u u

U U U U U

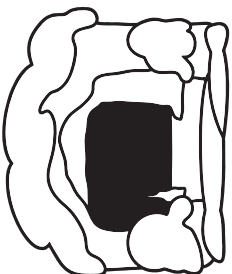




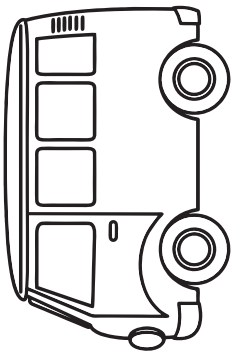
MY

Uu



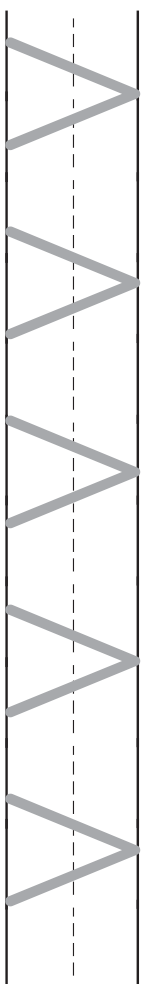
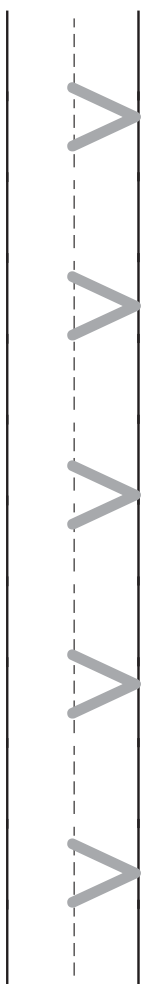

Name: \_\_\_\_\_

BOOK


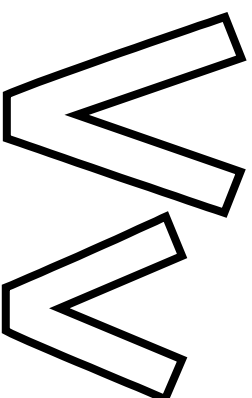



Circle the pictures that begin with "v".

Color V and v.




Trace the upper and lower case letters.





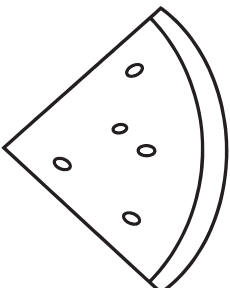

Name: \_\_\_\_\_




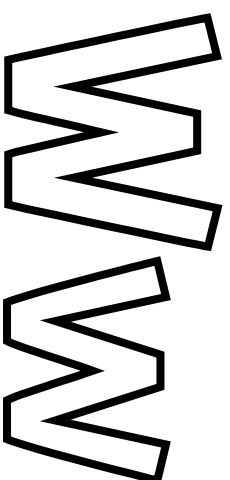

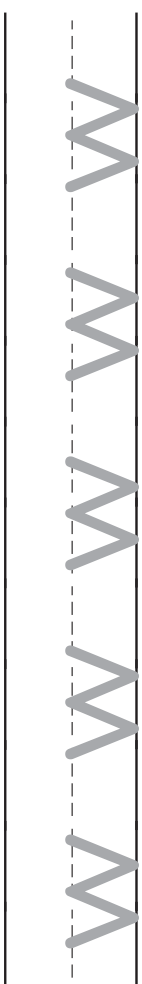
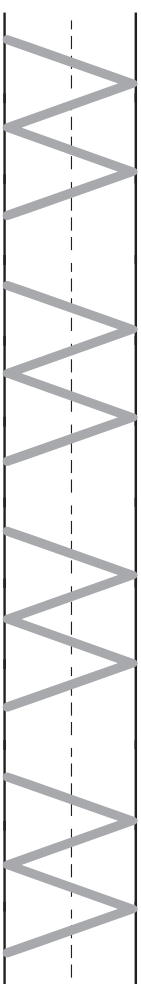
Color w and w.



Circle the pictures that begin with "w".




Trace the upper and lower case letters.

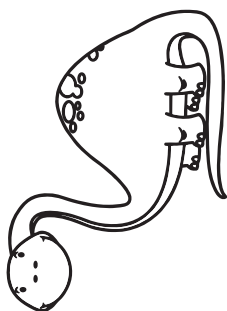

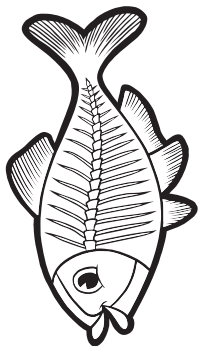




Name: \_\_\_\_\_



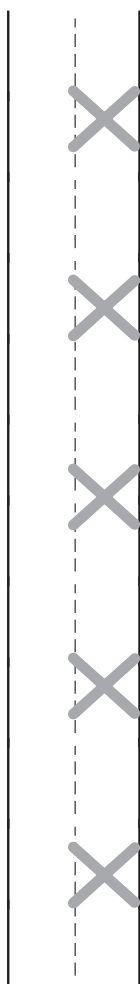
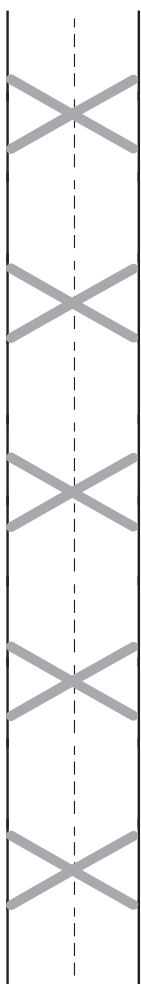
Color X and x.





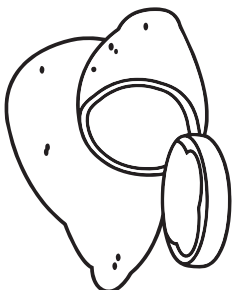

Circle the pictures that begin with "x".



Trace the upper and lower case letters.

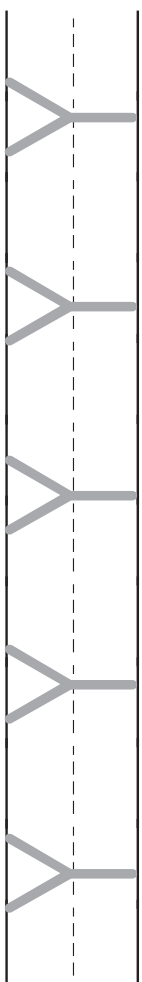
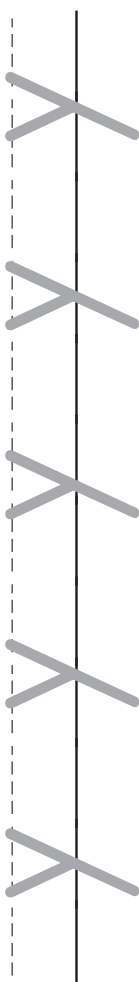



Name: \_\_\_\_\_

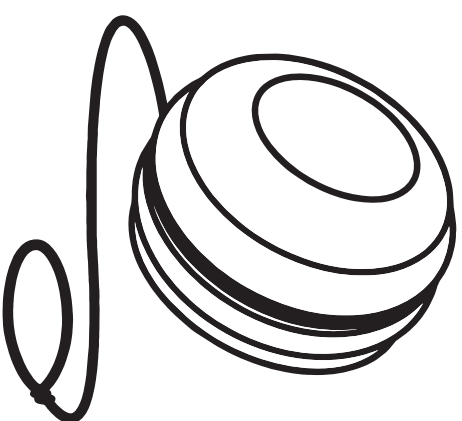
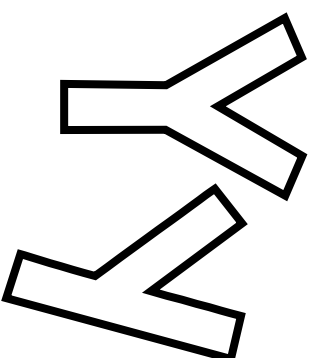


Circle the pictures that begin with "y".

Color Y and y.




Trace the upper and lower case letters.



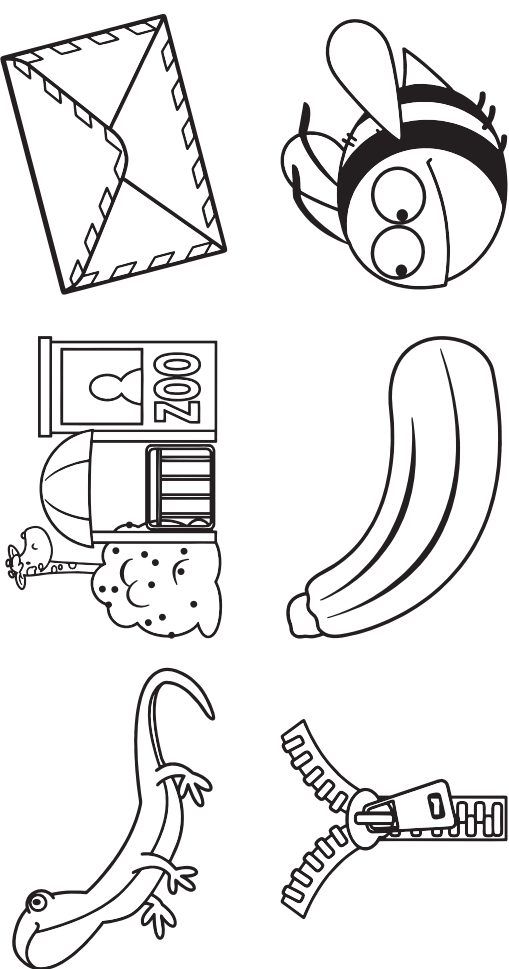
Name: \_\_\_\_\_

\_\_\_\_\_


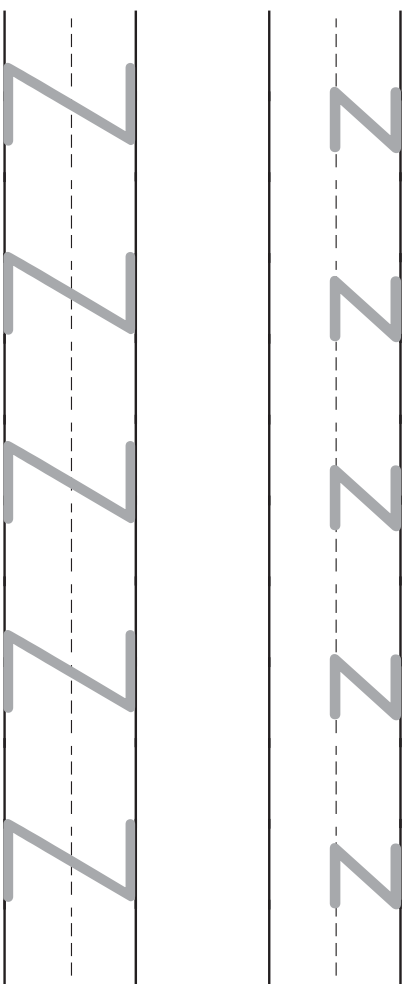
Color Z and z.




Circle the pictures that begin with "z".



Trace the upper and lower case letters.



ZZ



Name: \_\_\_\_\_